

Protect Yourself from Pesticides

Pwoteje tèt ou kont pestisid yo

IN AN EMERGENCY: IJANS!

Get medical help nearby. Jwenn èd medikal ki sou plas.



Name | Non:

Address | Adrès:

Phone number | Nimewo telefòn:

If you need an ambulance, tell them where you are.



Si w ta bezwen yon anbilans, di yo kote ou ye.

Facility name | Non lokal la:

Facility location | Zòn lokal la:

If you have questions or concerns, call the pesticide regulatory agency.



Si w gen kesyon oswa enkyetid, rele otorite pestisid yo.

Name of state/tribal pesticide regulatory agency
Non ta a/branch oswa ajans ki responsab kontwòl pestisid pou popilasyon:

Address | Adrès:

Phone number | Nimewo telefòn:

FOR MEDICAL TREATMENT INFORMATION, CALL THE POISON CONTROL CENTER: 1-800-222-1222

POU ENFÒMASYON SOU TRETMAN MEDIKAL, RELE SANT KONTWÒL PWAZON: 1-800-222-1222

This poster contains pesticide safety information that is required under the Worker Protection Standard as revised in 2015, 40 CFR 170.311 (a) (3) (i-x).

This work is licensed under a Creative Commons Attribution-NonCommercial-ShareAlike 4.0 International License. ©2018 The Regents of the University of California, Davis campus. For information contact PERCSupport@ucdavis.edu.

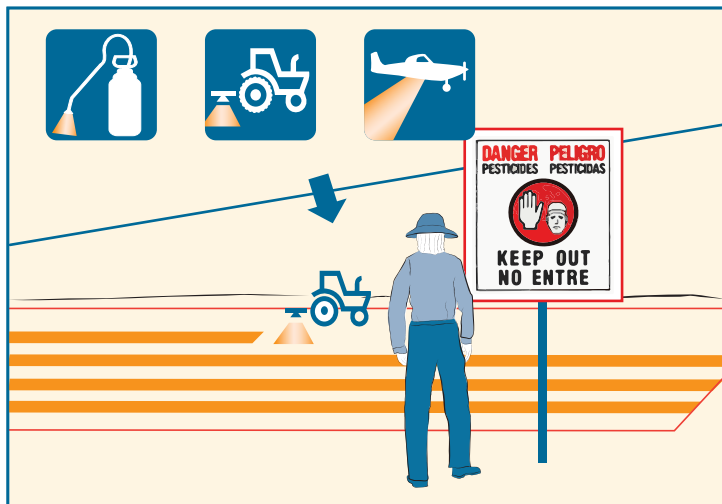


This publication was developed under Cooperative Agreement No. X8-83616301 awarded by the US Environmental Protection Agency to University of California, Davis Extension, in cooperation with Oregon State University. EPA made comments and suggestions to improve its scientific analysis and technical accuracy. However, the views expressed in this document are those of its authors and do not necessarily represent the views and policies of the EPA. EPA does not endorse any products or commercial services mentioned in this publication.



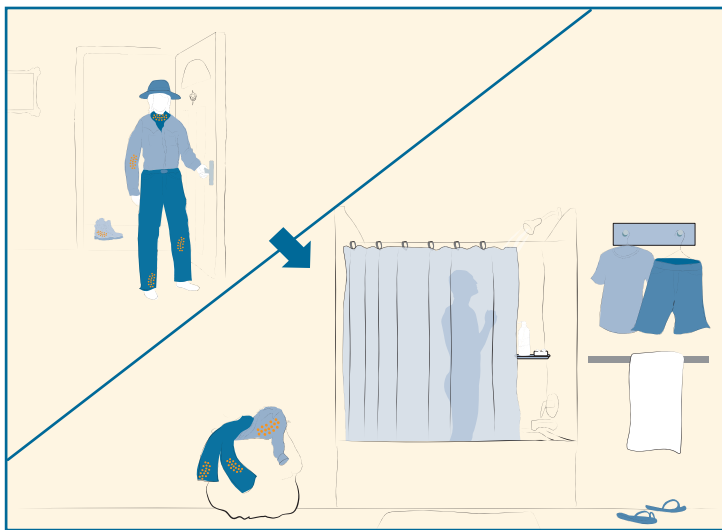
Avoid getting pesticides on your skin or in your body. Pesticides can be in many places. They can be on plants, in plants, in soil, and in irrigation water. Pesticides can drift in the air from nearby applications. They can also be on tractors and other equipment. Pesticides can also be found on used goggles, gloves, boots, and other personal protective equipment.

Evite pou pestisid yo pa kontre ak po w oubyen ak kò ou. Pestisid yo kapab nan plizyè kote. Yo kapab sou plant yo, andedan plant yo, nan tè, dlo ki sèvi pou wouze jaden. Pestisid yo kapab soti nan lè a, tou pre kote yo fè aplikasyon li. Konsa tou, yo kapab soti nan traktè ak lòt materyèl yo. Ou kapab jwenn pestisid yo tou nan linèt, gan, bòt ak lòt ekipman pou pwoteksyon pèsònèl.



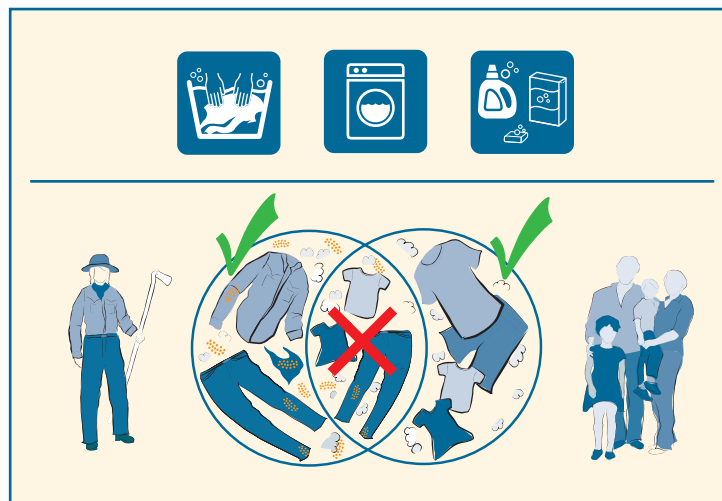
Stay out of treated areas when told, and whenever you see signs like this displayed. When you see a pesticide application taking place, stay back. Applicators must suspend their work if you get too close.

Rete lwen nan zòn ki trete yo lè yo di w sa, e nenpòt lè ou wè afich ki di sa. Lè ou wè y ap fè aplikasyon pestisid, rete lwen. Moun k ap fè aplikasyon an dwe sispann travay si li wè ou twò pre.



Wash your body and hair with soap or shampoo right after work; then put on clean clothes.

Lave kò w ak cheve w avèk savon oubyen chanpou tou swit aprè w fin travay; epi mete rad ki pwòp.

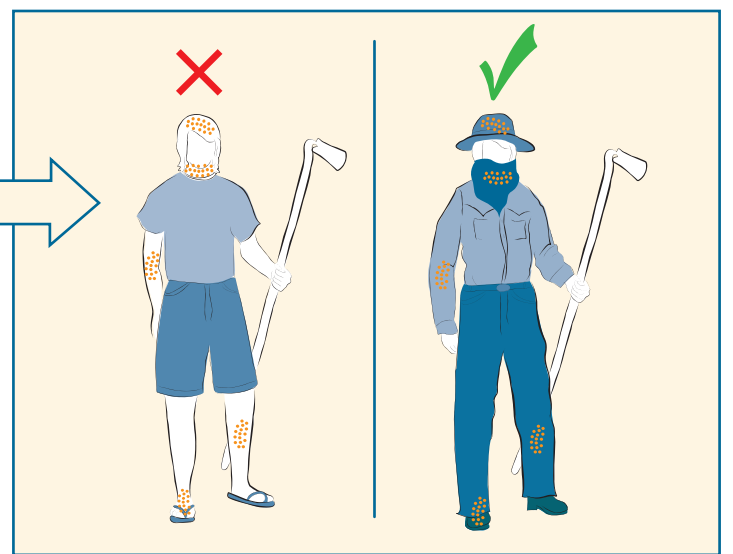


Wash your work clothes before wearing them again.

Wash them separately from other clothes.

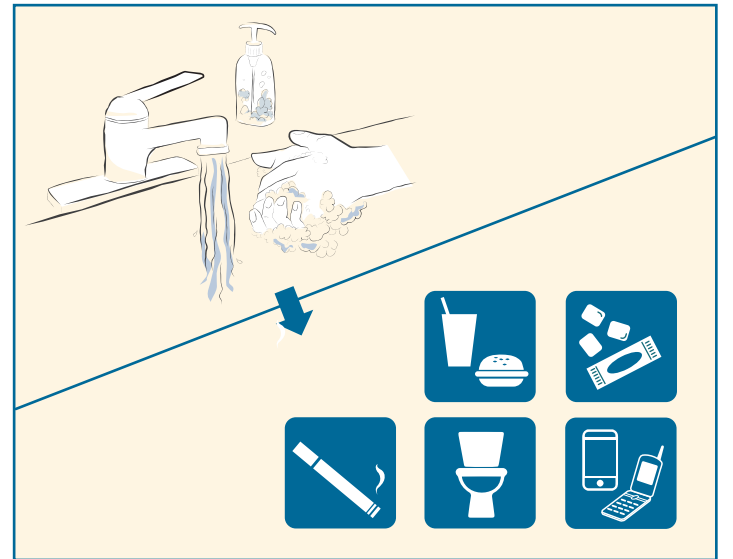
Lave rad travay ou avan ou mete yo ankò. Lave yo pou kont yo.

Pa melanje yo ak lòt rad.



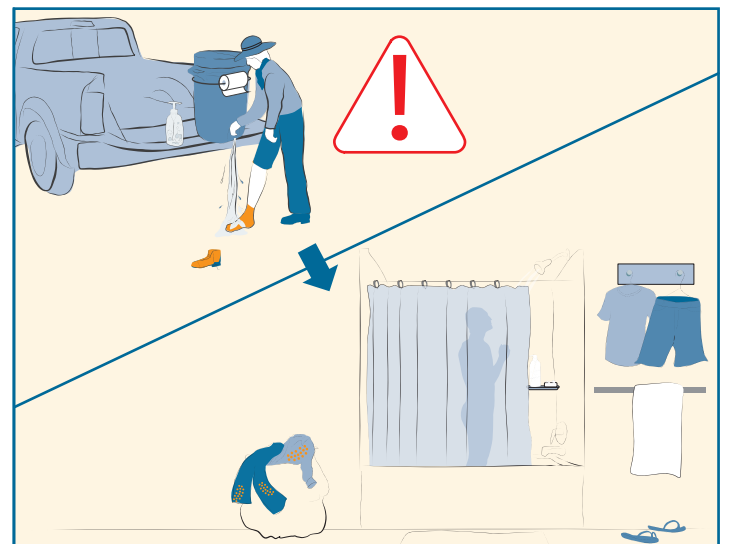
Protect your body from pesticide residue. Wear long-sleeved shirts and long pants when working. Also, wear shoes, socks, and a hat or scarf.

Pwoteje kò ou kont kras pestisid la. Mete chemiz manch long ak pantalon long lè w ap travay. Epi tou, mete soulye, chosèt ak chapo oubyen foula.



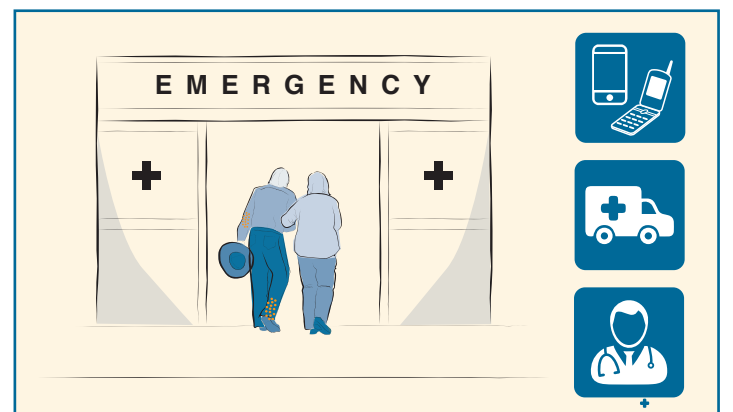
Wash your hands before you eat, drink, or chew gum. Also, wash before smoking, using the toilet, or using your phone.

Lave men w anvan ou manje, bwè oubyen moulèn chiklèt. Menm jan tou, lave men w anvan w fimen, sèvi ak twalèt oubyen itilize telefòn.



When pesticides are spilled or sprayed on your body, wash immediately. Water, soap, and towels must be provided nearby. Use the nearest clean water, including springs, streams, and lakes, if they are closer to you. After that, wash your body and hair with soap or shampoo as soon as possible. Put on clean clothes.

Lè pestisid yo tonbe oswa flite sou kò ou, benyen lapoula. Dlo, savon ak sèvyè dwe disponib. Sèvi ak dlo pwòp ki tou pre w la, tankou sous, dlo kouran ak lak si yo tou pre ou. Apre sa, lave kò w ak cheve w avèk savon oubyen chanpou pi vit ou kapab. Mete sou ou rad ki pwòp.



Get medical help as soon as possible if you think pesticides caused an injury or illness.

Chèche èd medikal pi vit posib si w panse pestisid lakòz yon blesi oswa yon maladi.

Questions about pesticides? Call 1-800-858-7378 (National Pesticide Information Center)
Ou gen kesyon sou pestid? Rele nan 1-800-858-7378 (Sant Enfòmasyon Nasyon Pestisid)